





AERIAL IMAGE

NORTH EAST CORNER OF SMITH AVE. & CROWN VALLEY RD. ACTON, CA 93510

PROTOTYPE: 9100 B	DEVELOPER	DESIGNER	DATE: 04-23-20
BLDG/SALES SF: 9100 / 7,302	CO.: NNN RETAIL DEVELOPMENT	CO.: NNN RETAIL DEVELOPMENT	
ACREAGE: 0.93	NAME: DAVID CHURCH	NAME: DAVID CHURCH	
REQ'D. PARKING SPACES: 36	PHONE #: 858-354-0007	PHONE #: 858-354-0007	

LEGEND:

-  HEAVY DUTY PCC
-  HEAVY DUTY AC
-  LIGHT DUTY AC
-  LANDSCAPE

BUILDING SETBACKS:

- FRONT: 20'
- SIDE: 20'
- REAR: 5'

REQUIRED PARKING:

1 SPACE PER 250 SQ FT OF GROSS AREA
 $9,100 / 250 = 36.4$ SPACES.
36 SPACES PROVIDED.

MINIMUM DIMENSIONS

DRIVE AISLE REQUIRED: 26'
 STD. STALLS: 8.5' X 18'

JURISDICTION:

COUNTY OF LOS ANGELES

NOTES & ISSUES:

1. Site layout based on aerial data only. Lot lines and property dimensions need to be verified by ALTA/ACSM survey.
2. Landscape, utility, drainage, and signage requirements have not been reviewed.
3. Current zoning is: C-RU Rural Commercial

