






A PAINT: DEA162 LOG CABIN
BY: DUNN EDWARDS



D PAINT: DEC714 FRIAR TUCK
BY: DUNN EDWARDS




B PAINT: DE6164 CANARY ISLAND
BY: DUNN EDWARDS




C PAINT: DE6124 WHOLE WHEAT
BY: DUNN EDWARDS




1 SPLIT FACE CONCRETE BLOCK
COLOR: LADERA BROWN SPLITFACE
BY: ANGELUS BLOCK



3 STOREFRONT
COLOR: CLEAR ANODIZED



5 METAL ROOF
COLOR: SLATE GRAY



2 HARDIEPANEL - VERTICAL SIDING
COLOR: TO BE PAINTED



4 WALL MOUNTED GREEN SCREEN

